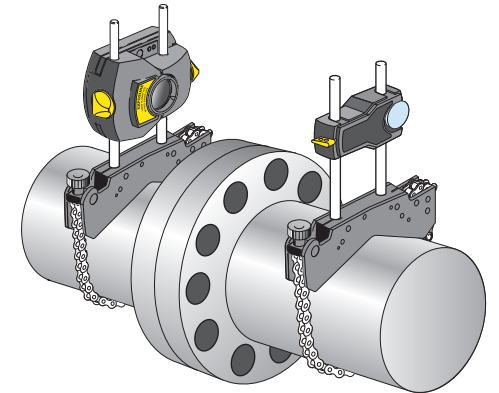
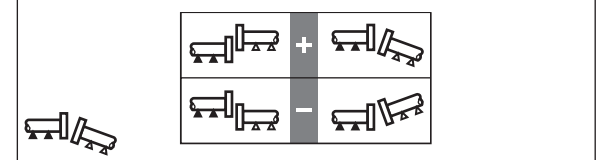
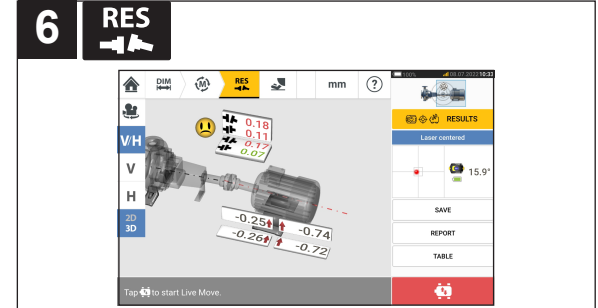
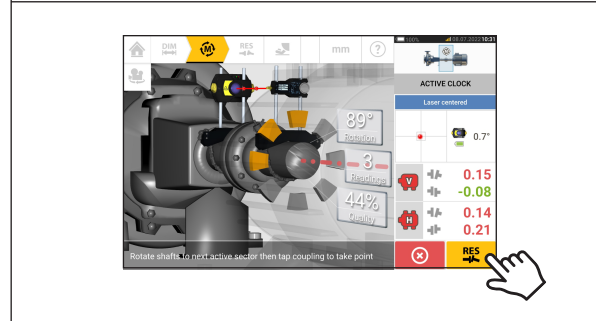
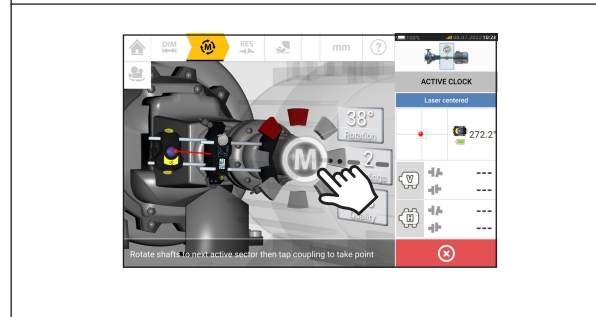
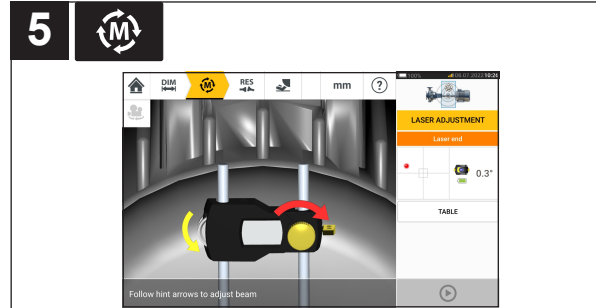
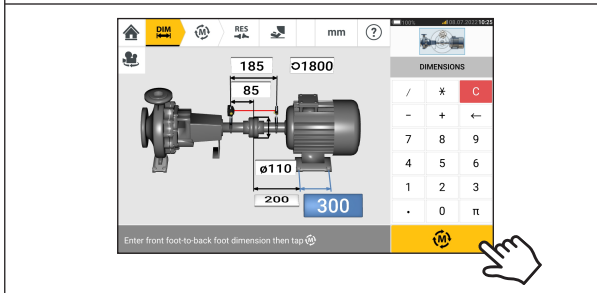
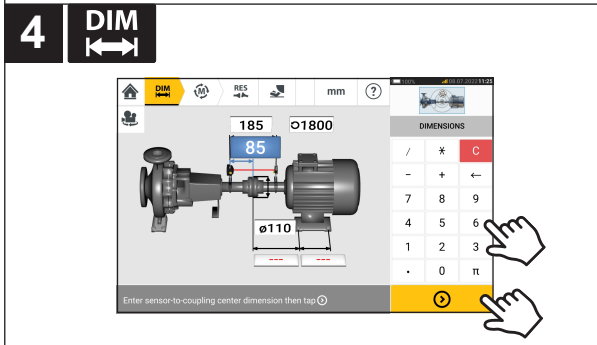
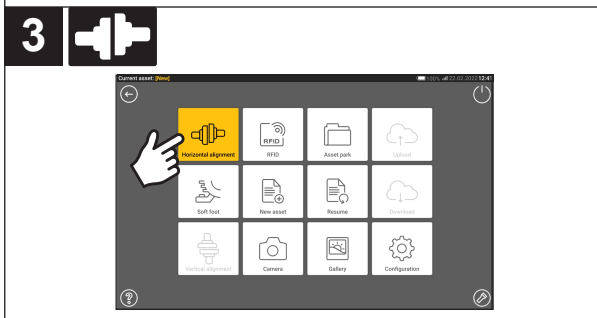
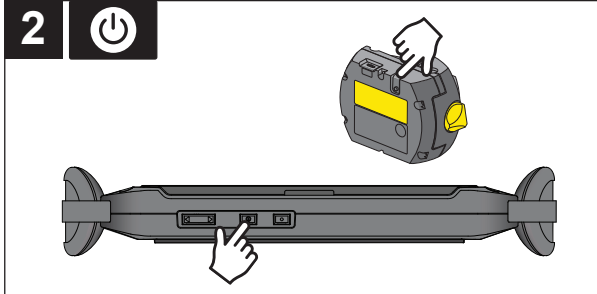
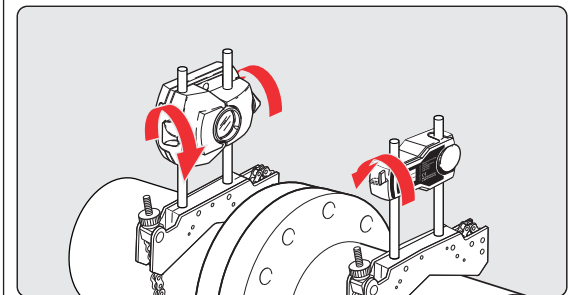
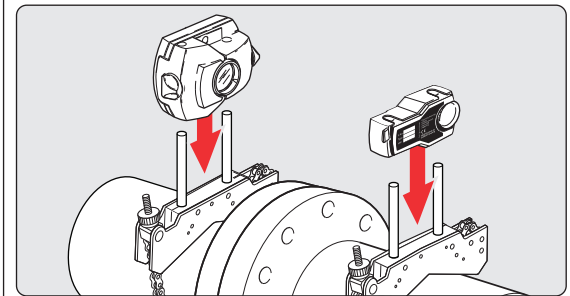
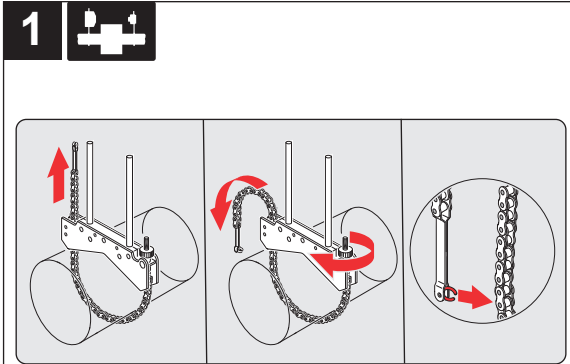


831 Laser Alignment Tool

www.fluke.com





	/100 mm		/10"	
	(mm)	(mm)	(mil)	(mil)
600	0.15	0.10	14.9	10.0
750	0.12	0.08	12.3	8.2
900	0.10	0.07	10.5	7.0
1000	0.10	0.06	9.6	6.4
1200	0.08	0.05	8.2	5.4
1500	0.07	0.04	6.7	4.5
1800	0.06	0.04	5.7	3.8
3000	0.04	0.02	3.7	2.5
3600	0.03	0.02	3.1	2.1
6000	0.02	0.01	2.0	1.3
7200	0.02	0.01	1.7	1.1

	(mm)	(mm)	(mil)	(mil)
600	0.23	0.13	9.0	5.1
750	0.18	0.10	7.3	4.1
900	0.16	0.09	6.1	3.4
1000	0.14	0.08	5.5	3.1
1200	0.12	0.07	4.6	2.6
1500	0.09	0.05	3.7	2.1
1800	0.08	0.04	3.1	1.8
3000	0.05	0.03	1.9	1.1
3600	0.04	0.02	1.6	0.9
6000	0.02	0.01	1.0	0.6
7200	0.02	0.01	0.8	0.5